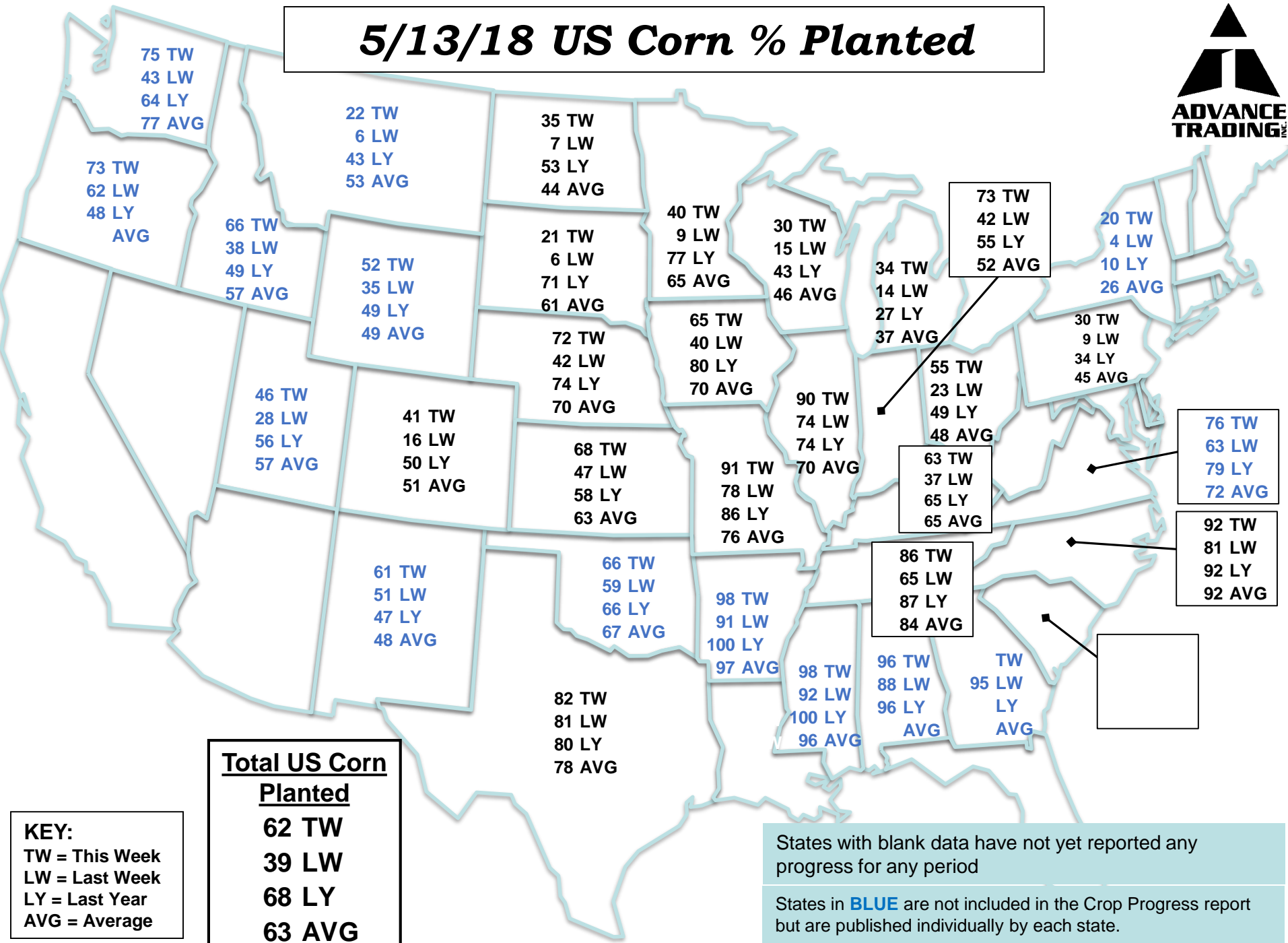


# 5/13/18 US Corn % Planted

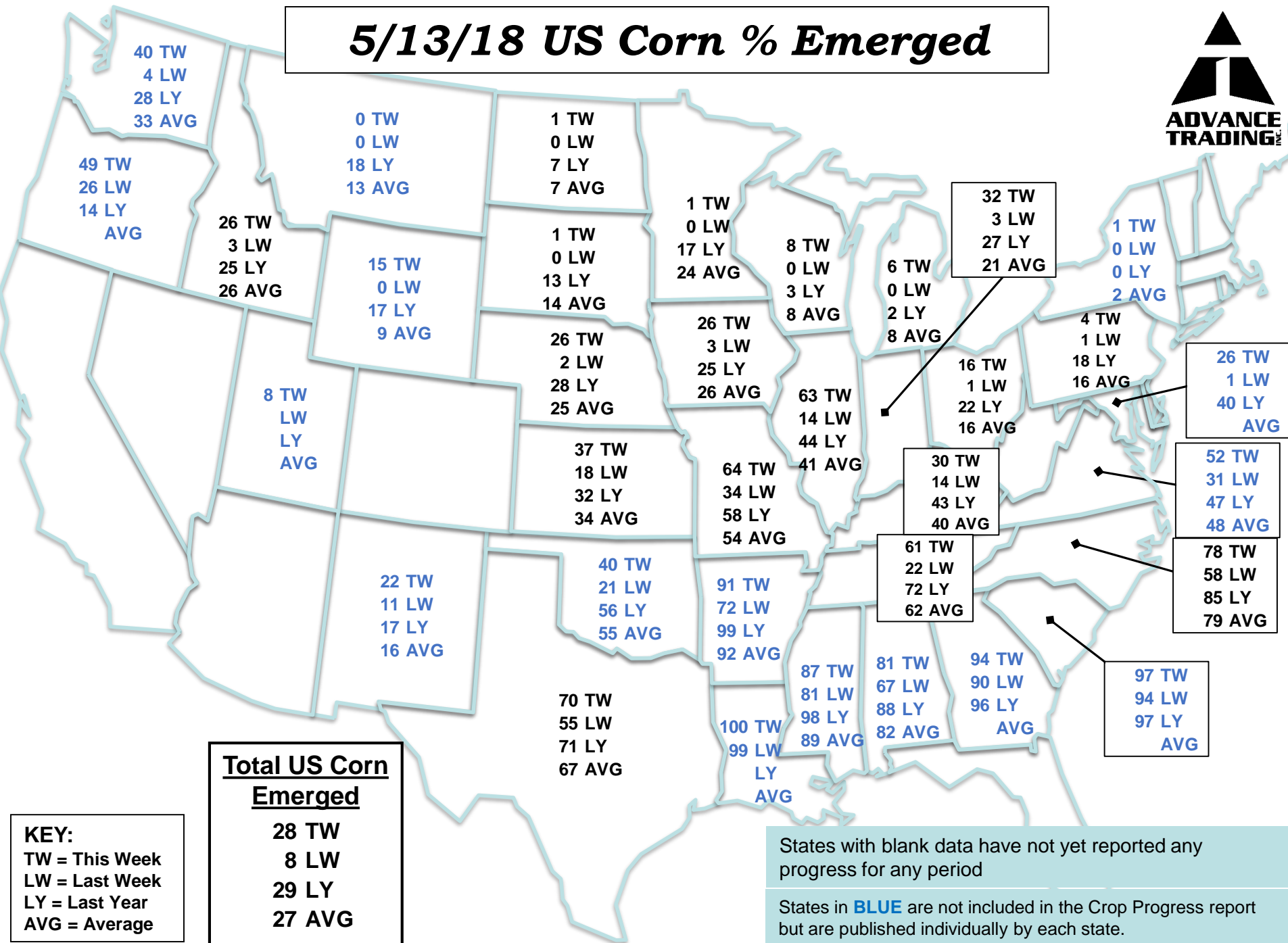


**Total US Corn Planted**  
**62 TW**  
**39 LW**  
**68 LY**  
**63 AVG**

**KEY:**  
 TW = This Week  
 LW = Last Week  
 LY = Last Year  
 AVG = Average

States with blank data have not yet reported any progress for any period  
 States in **BLUE** are not included in the Crop Progress report but are published individually by each state.

# 5/13/18 US Corn % Emerged



**Total US Corn Emerged**  
 28 TW  
 8 LW  
 29 LY  
 27 AVG

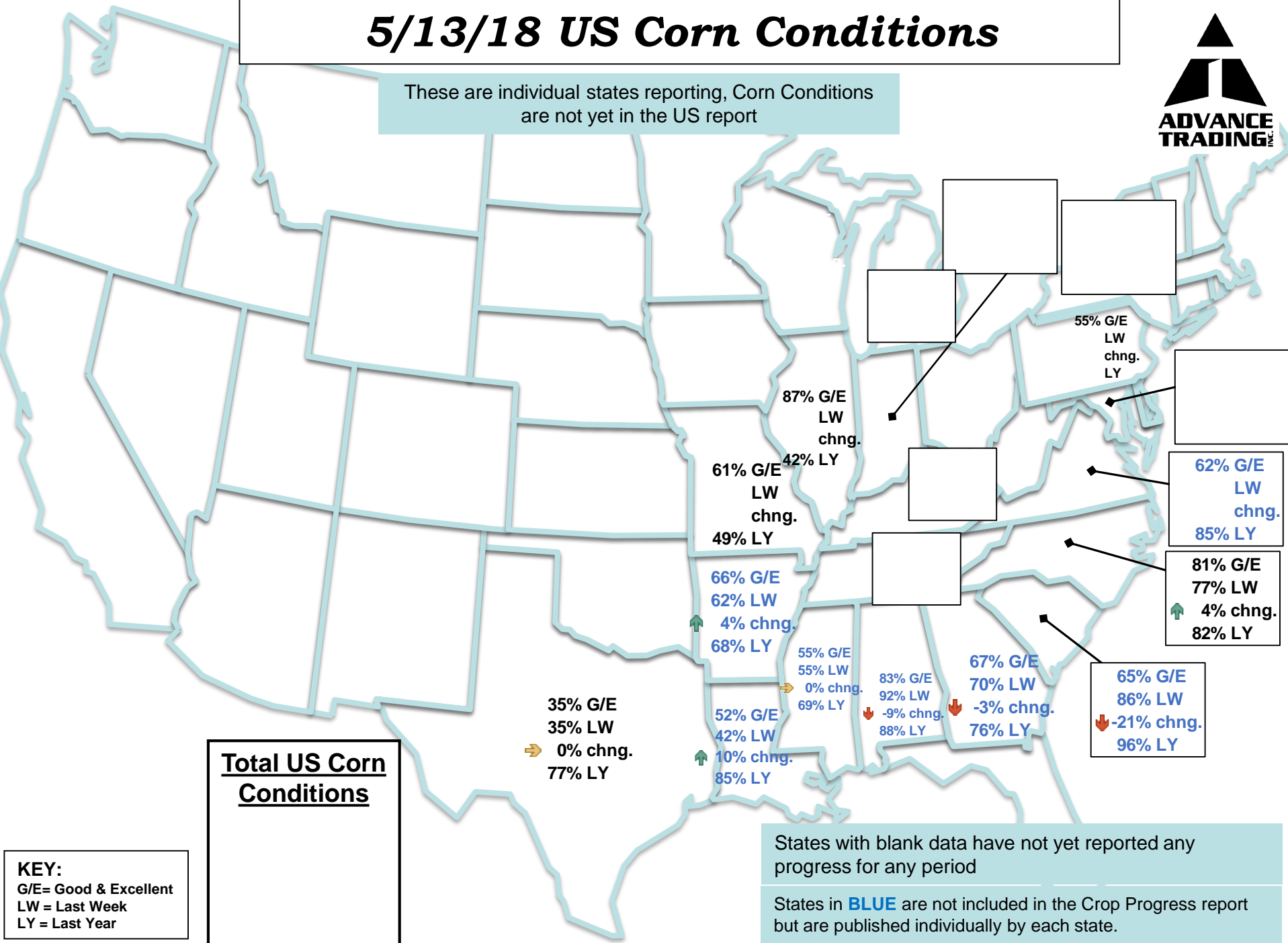
**KEY:**  
 TW = This Week  
 LW = Last Week  
 LY = Last Year  
 AVG = Average

States with blank data have not yet reported any progress for any period  
 States in **BLUE** are not included in the Crop Progress report but are published individually by each state.

# 5/13/18 US Corn Conditions



These are individual states reporting, Corn Conditions are not yet in the US report



## Total US Corn Conditions

35% G/E  
35% LW  
→ 0% chng.  
77% LY

**KEY:**  
G/E= Good & Excellent  
LW = Last Week  
LY = Last Year

States with blank data have not yet reported any progress for any period

States in **BLUE** are not included in the Crop Progress report but are published individually by each state.

87% G/E  
LW chng.  
42% LY

61% G/E  
LW chng.  
49% LY

66% G/E  
62% LW  
4% chng.  
68% LY

52% G/E  
42% LW  
10% chng.  
85% LY

55% G/E  
55% LW  
0% chng.  
69% LY

83% G/E  
92% LW  
-9% chng.  
88% LY

67% G/E  
70% LW  
-3% chng.  
76% LY

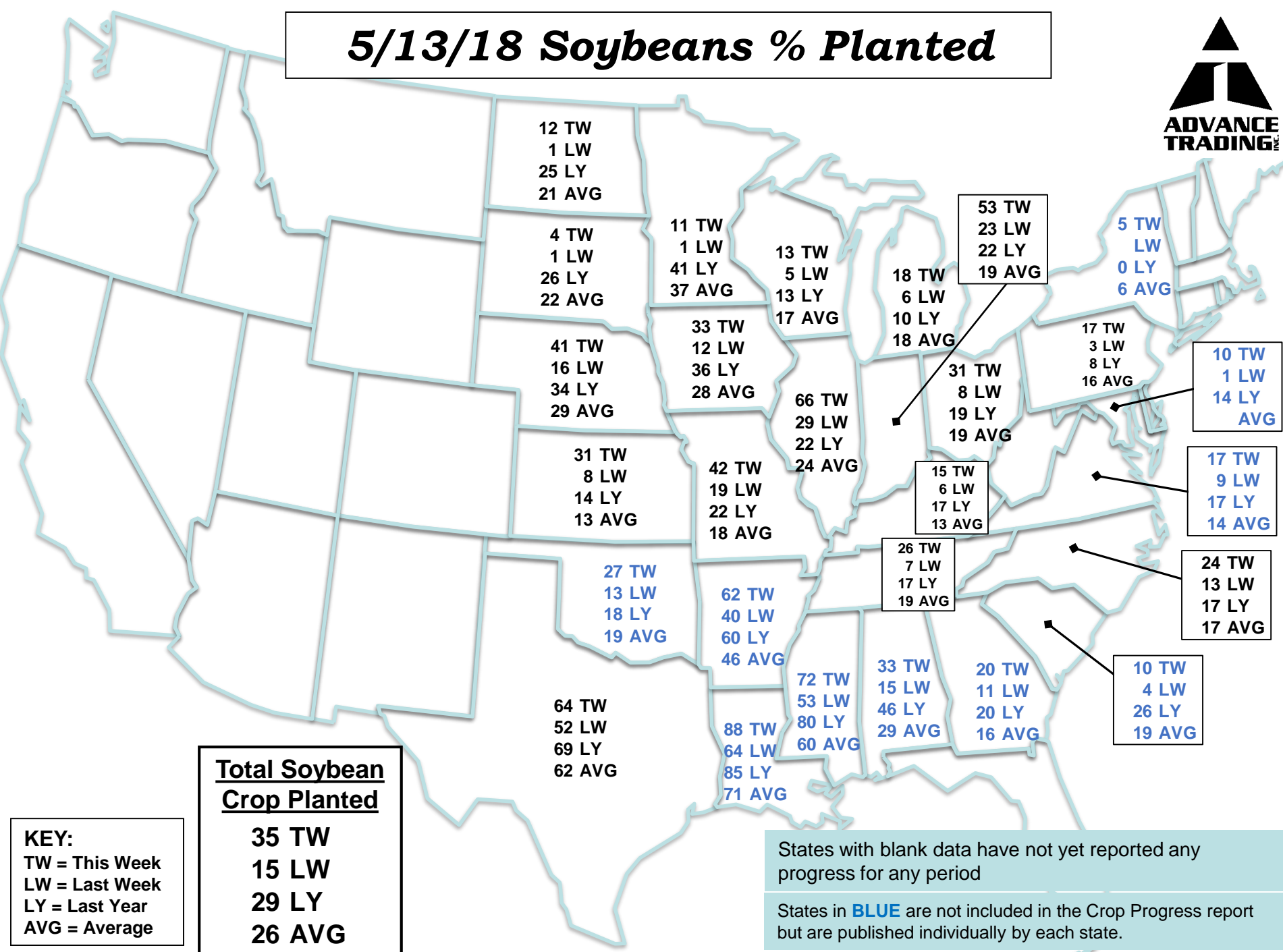
55% G/E  
LW chng.  
LY

62% G/E  
LW chng.  
85% LY

81% G/E  
77% LW  
4% chng.  
82% LY

65% G/E  
86% LW  
-21% chng.  
96% LY

# 5/13/18 Soybeans % Planted



## Total Soybean Crop Planted

35 TW  
15 LW  
29 LY  
26 AVG

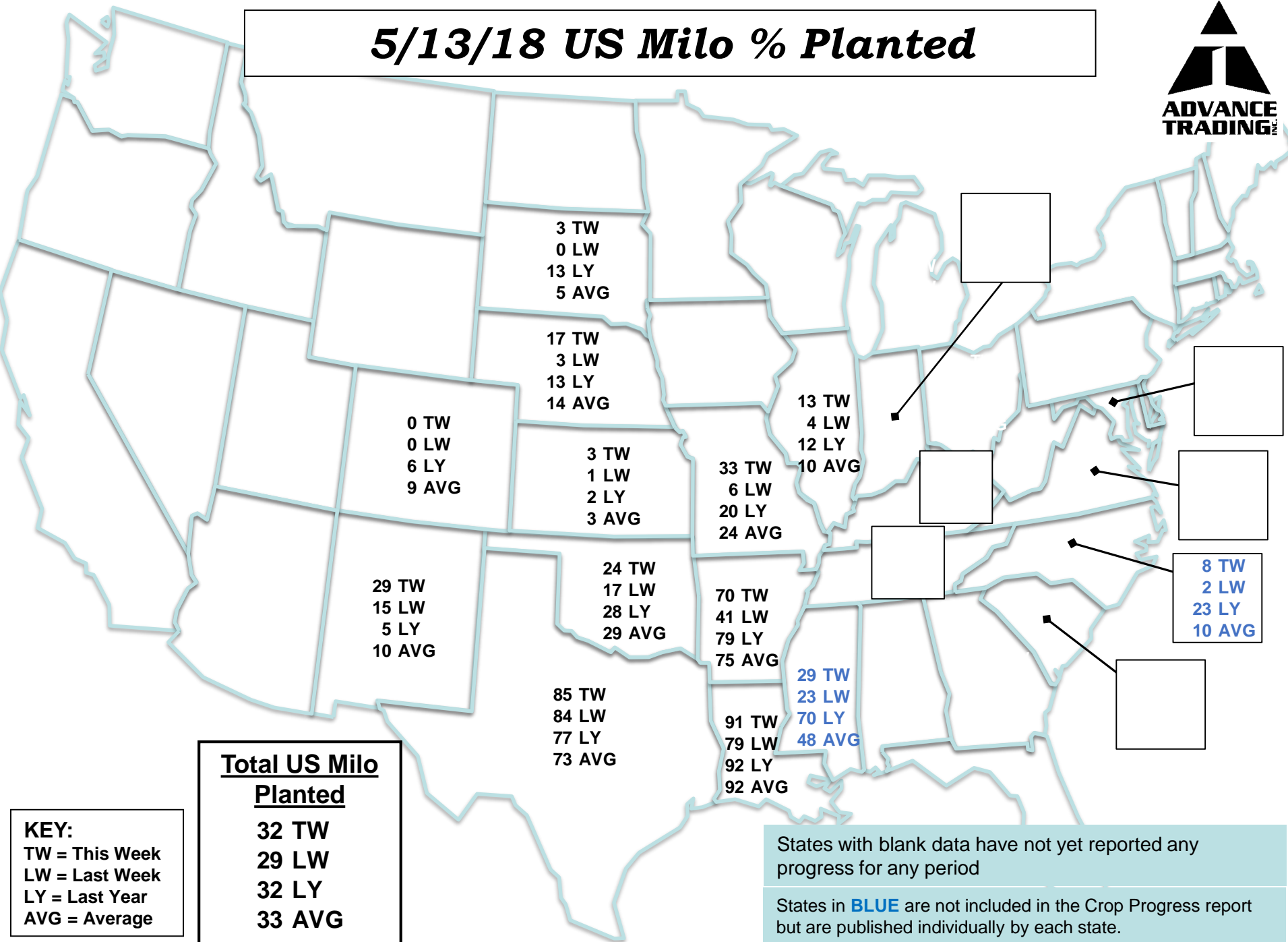
**KEY:**  
TW = This Week  
LW = Last Week  
LY = Last Year  
AVG = Average

States with blank data have not yet reported any progress for any period

States in **BLUE** are not included in the Crop Progress report but are published individually by each state.



# 5/13/18 US Milo % Planted



## Total US Milo

### Planted

32 TW

29 LW

32 LY

33 AVG

### KEY:

TW = This Week

LW = Last Week

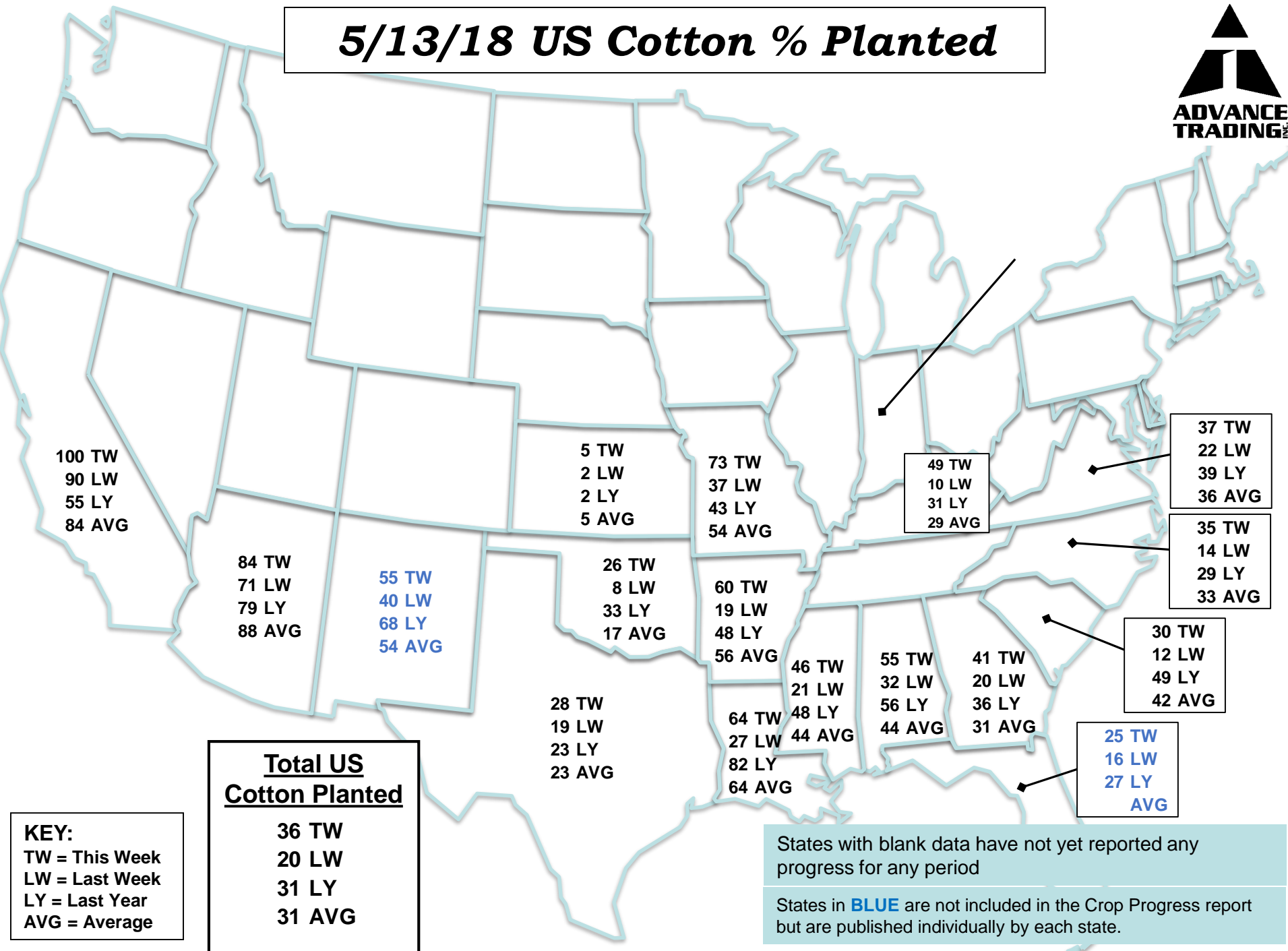
LY = Last Year

AVG = Average

States with blank data have not yet reported any progress for any period

States in **BLUE** are not included in the Crop Progress report but are published individually by each state.

# 5/13/18 US Cotton % Planted



**Total US Cotton Planted**

36 TW  
20 LW  
31 LY  
31 AVG

**KEY:**  
TW = This Week  
LW = Last Week  
LY = Last Year  
AVG = Average

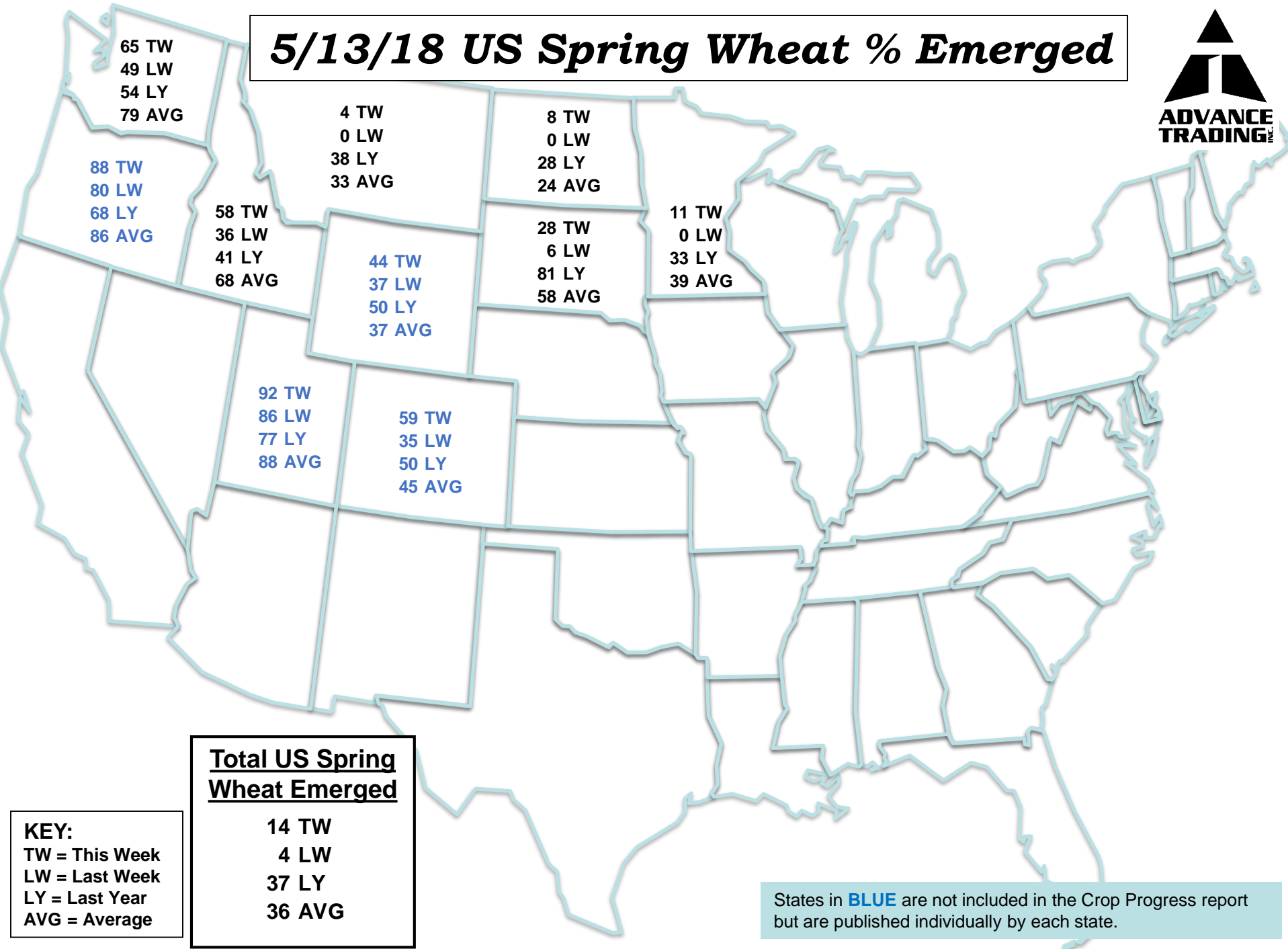
States with blank data have not yet reported any progress for any period

States in **BLUE** are not included in the Crop Progress report but are published individually by each state.





# 5/13/18 US Spring Wheat % Emerged



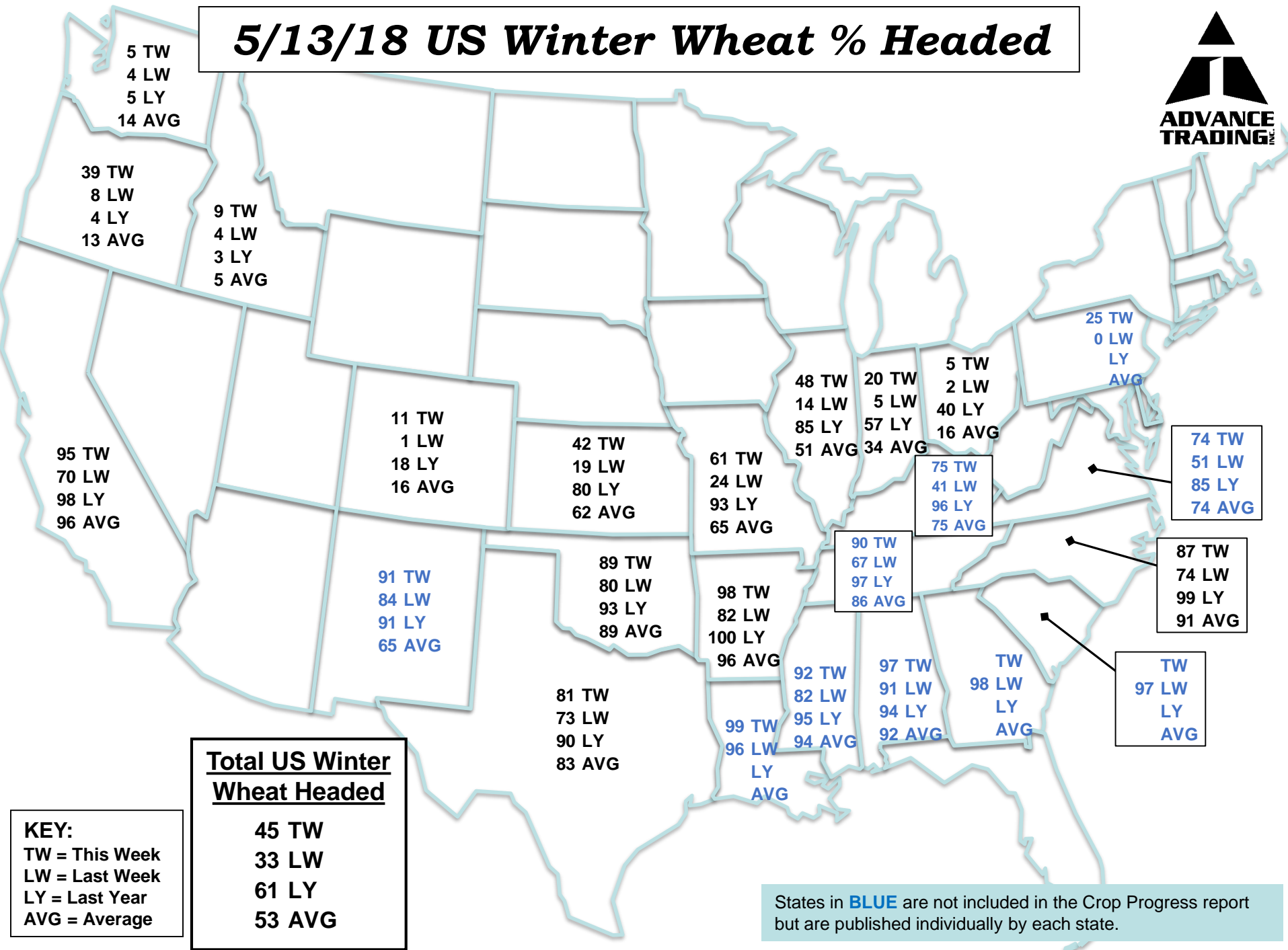
## Total US Spring Wheat Emerged

**KEY:**  
 TW = This Week  
 LW = Last Week  
 LY = Last Year  
 AVG = Average

14 TW  
 4 LW  
 37 LY  
 36 AVG

States in **BLUE** are not included in the Crop Progress report but are published individually by each state.

# 5/13/18 US Winter Wheat % Headed



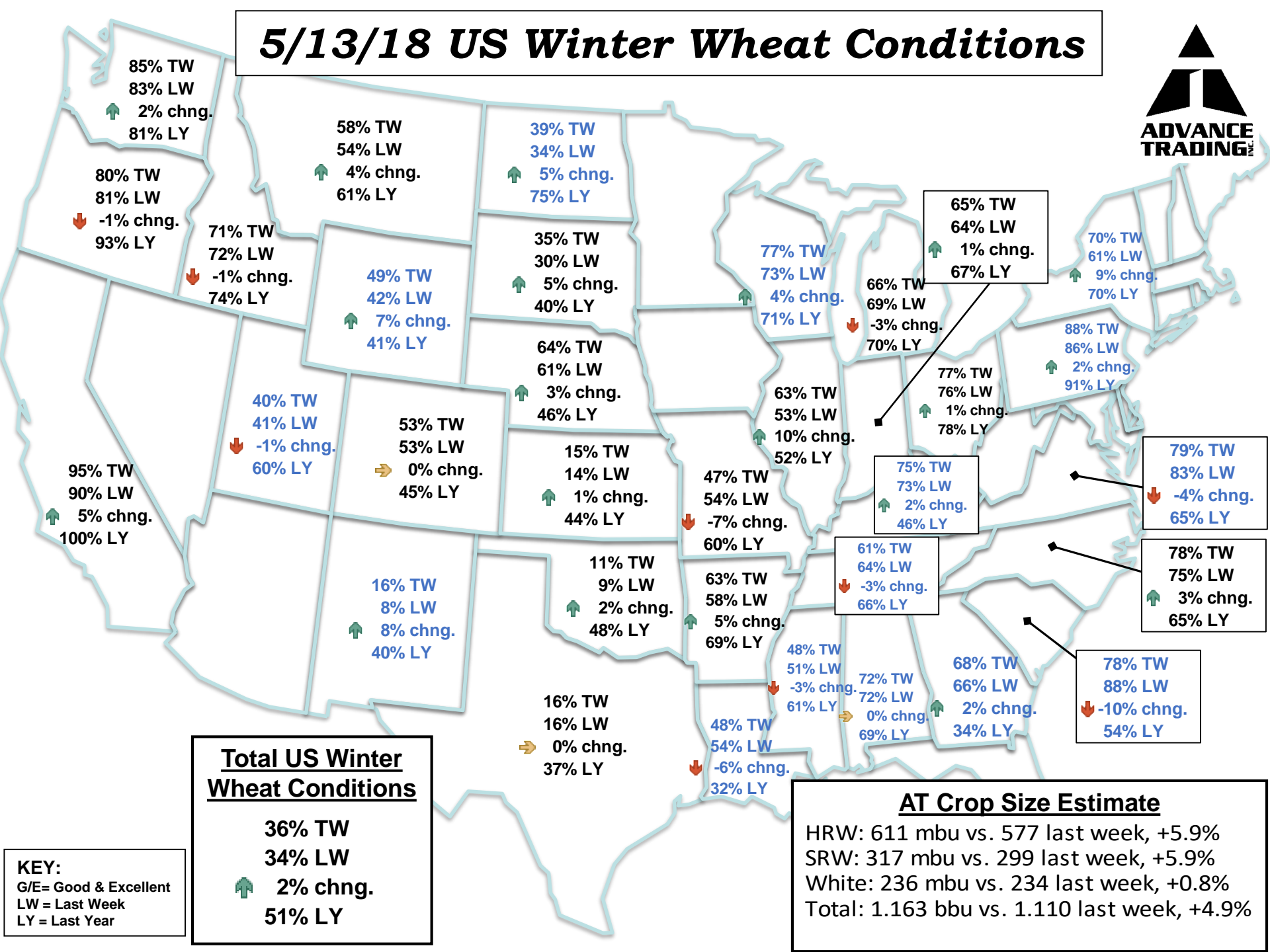
## Total US Winter Wheat Headed

**KEY:**  
 TW = This Week  
 LW = Last Week  
 LY = Last Year  
 AVG = Average

45 TW  
 33 LW  
 61 LY  
 53 AVG

States in **BLUE** are not included in the Crop Progress report but are published individually by each state.

# 5/13/18 US Winter Wheat Conditions



**Total US Winter Wheat Conditions**

36% TW  
34% LW  
2% chng.  
51% LY

**AT Crop Size Estimate**

HRW: 611 mbu vs. 577 last week, +5.9%  
SRW: 317 mbu vs. 299 last week, +5.9%  
White: 236 mbu vs. 234 last week, +0.8%  
Total: 1.163 bbu vs. 1.110 last week, +4.9%

**KEY:**  
G/E= Good & Excellent  
LW = Last Week  
LY = Last Year

**This material is a solicitation to enter into a derivatives transaction. The information and data contained herein have been obtained from sources believed to be reliable but Advance Trading Inc. ("Advance") does not warrant their accuracy or completeness. Recommendations and opinions contained herein reflect the judgment of Advance as of the date hereof, are subject to change, and are based on certain assumptions, only some of which are noted herein. Different assumptions could yield substantially different results. You are cautioned that there is no universally accepted method for analyzing financial instruments. Advance does not guarantee any results and there is no guarantee as to the liquidity of the instruments involved in our analysis. Advance, its affiliates, and its and their officers, directors, and employees may sell or purchase, for their own account or for customers, positions in futures, options or other instruments which may be similar or different from the positions referred to herein. As a matter of policy, Advance does not give tax, accounting, regulatory or legal advice to clients. Clients therefore should consult their own advisors regarding the tax, accounting and legal implications of the recommended strategies before transactions are affected. Trading commodity futures and options involves significant risk and is not appropriate for all investors. Information relating to past performance is not necessarily indicative of future results. Reproduction in any form without Advance's express written consent is strictly forbidden.**

